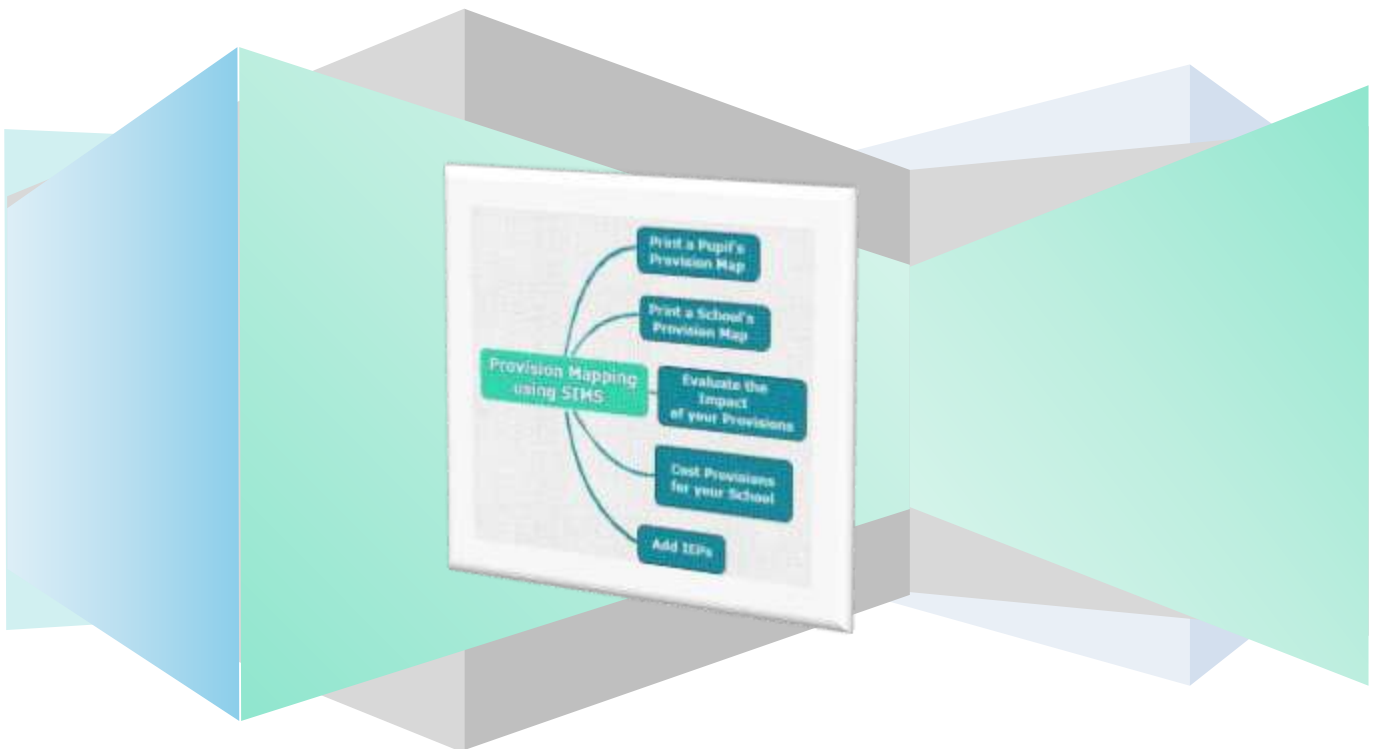


# Provision Mapping

*using SIMS*

# Reports

**March 2014**



WATERS EDGE PRIMARY SCHOOL

Individual Provision

Stan Ackton



<b>DoB</b>	18 Dec 2001	<b>Year Group</b>	Year 6	<b>Arrival Date</b>	05 Sep 2005
<b>Age</b>	11y 7m	<b>Class</b>	6VC	<b>Ethnic Origin</b>	White - English
<b>UPN</b>	M820200105001	<b>Class Teacher</b>	Mrs V Chard	<b>First Language</b>	English

**Additional Information**

<b>Pupil Premium</b>	T	<b>SEN Status</b>	S	<b>In Care of LA</b>	F
<b>Current FSM</b>	F	<b>Primary SEN</b>	SLCN	<b>Medical Diagnosis</b>	Asthma

**Attendance**

Possible	Actual	% Present	Authorised Absence	Un-authorised Absence
384	0	0.00	0	0

**Exclusions**

Number of Sessions	Academic Year	Start Date	End Date
5.00	2007/2008	26 Sep 2007	26 Sep 2007
2.00	2009/2010	02 Mar 2010	02 Mar 2010
7.00	2009/2010	18 Jun 2010	18 Jun 2010
9.00	2010/2011	21 Dec 2010	21 Dec 2010

**Provision**

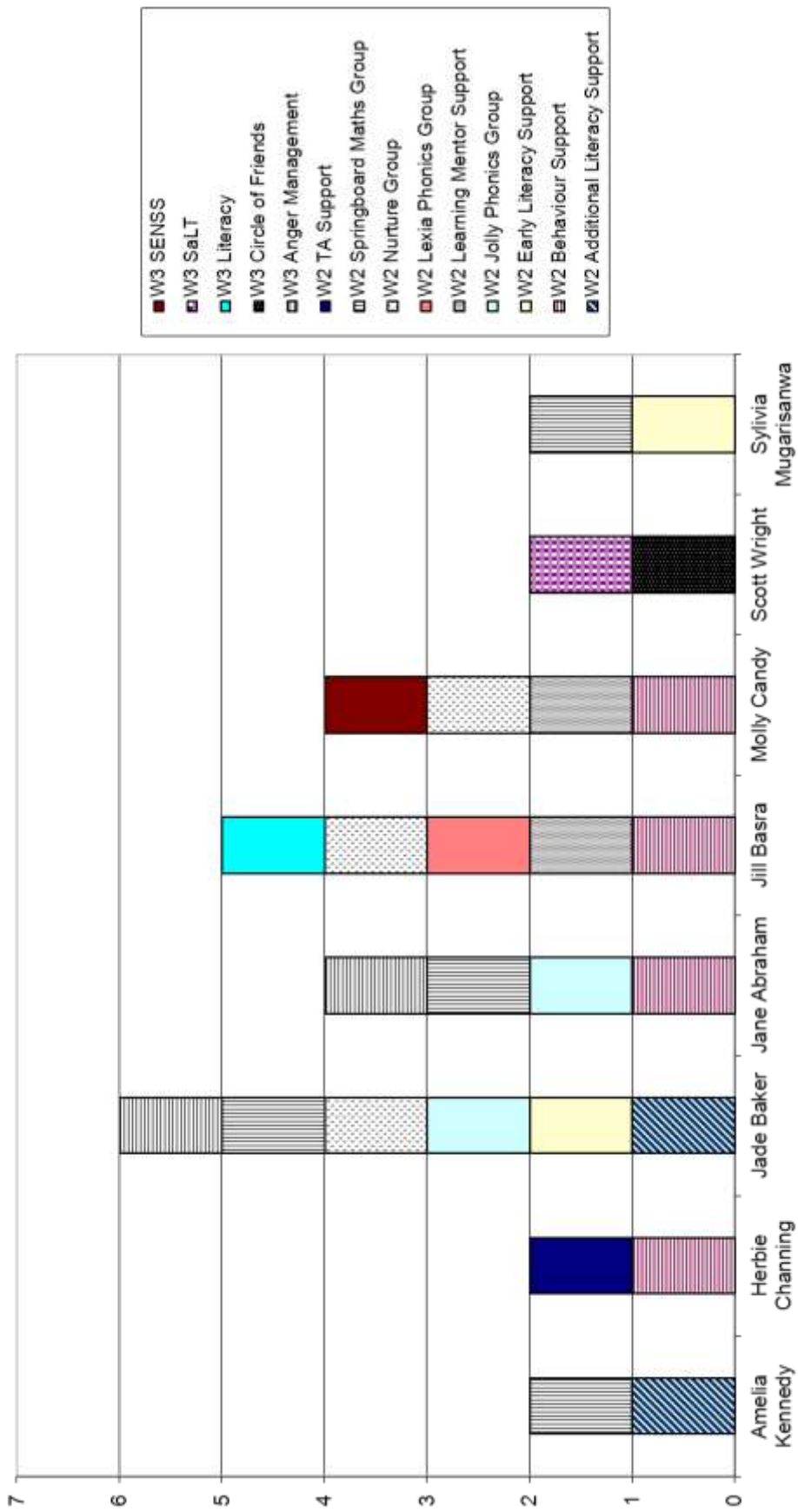
Start Date	End Date	Provision	No. of Pupils	Sessions per week	Length of Session	Provision Lead Adult
03 Sep 2012		W2 Additional Literacy Support	6	3	.5	Mrs Helen Tamnar
08 May 2013		W2 Additional Literacy Support	6	2	.5	Mrs Vicky Chard
10 Aug 2011	23 Jul 2012	W2 Additional Literacy Support	7	2	0.5	Mrs Vicky Chard
10 Aug 2011	23 Jul 2012	W2 Nurture Group	8	5	2	Mrs Zoe Bagnall
10 Aug 2011	23 Jul 2012	W2 Teaching Assistant Support	1	3	1	Mrs Vicky Chard
10 Aug 2011	23 Jul 2012	W2 Springboard Maths	6	2	1	Ms Davina Turnball

## 2. PM GAS Evaluation Proforma W

Provision Name:	Date:																																																																																																																																																																																																																							
Provision Start Date:	End Date:	Year Group:																																																																																																																																																																																																																						
Other Measure Used:																																																																																																																																																																																																																								
Pupil Names	<table border="1" style="width: 100%; border-collapse: collapse;"> <thead> <tr> <th colspan="2" style="text-align: center;">Reading</th> <th colspan="2" style="text-align: center;">Writing</th> <th colspan="2" style="text-align: center;">Maths</th> <th colspan="2" style="text-align: center;">Other Measure</th> <th rowspan="2" style="text-align: center;">GAS Score</th> </tr> <tr> <th style="text-align: center;">Start</th> <th style="text-align: center;">End</th> <th style="text-align: center;">Start</th> <th style="text-align: center;">End</th> <th style="text-align: center;">Start</th> <th style="text-align: center;">End</th> <th style="text-align: center;">Start</th> <th style="text-align: center;">End</th> </tr> </thead> <tbody> <tr><td style="text-align: center;">1.</td><td></td><td></td><td></td><td></td><td></td><td></td><td></td><td></td></tr> <tr><td style="text-align: center;">2.</td><td></td><td></td><td></td><td></td><td></td><td></td><td></td><td></td></tr> <tr><td style="text-align: center;">3.</td><td></td><td></td><td></td><td></td><td></td><td></td><td></td><td></td></tr> <tr><td style="text-align: center;">4.</td><td></td><td></td><td></td><td></td><td></td><td></td><td></td><td></td></tr> <tr><td style="text-align: center;">5.</td><td></td><td></td><td></td><td></td><td></td><td></td><td></td><td></td></tr> <tr><td style="text-align: center;">6.</td><td></td><td></td><td></td><td></td><td></td><td></td><td></td><td></td></tr> <tr><td style="text-align: center;">7.</td><td></td><td></td><td></td><td></td><td></td><td></td><td></td><td></td></tr> <tr><td style="text-align: center;">8.</td><td></td><td></td><td></td><td></td><td></td><td></td><td></td><td></td></tr> <tr><td style="text-align: center;">9.</td><td></td><td></td><td></td><td></td><td></td><td></td><td></td><td></td></tr> <tr><td style="text-align: center;">10.</td><td></td><td></td><td></td><td></td><td></td><td></td><td></td><td></td></tr> </tbody> </table>	Reading		Writing		Maths		Other Measure		GAS Score	Start	End	Start	End	Start	End	Start	End	1.									2.									3.									4.									5.									6.									7.									8.									9.									10.									<table border="1" style="width: 100%; border-collapse: collapse;"> <thead> <tr> <th colspan="2" style="text-align: center;">Reading</th> <th colspan="2" style="text-align: center;">Writing</th> <th colspan="2" style="text-align: center;">Maths</th> <th colspan="2" style="text-align: center;">Other Measure</th> <th rowspan="2" style="text-align: center;">GAS Score</th> </tr> <tr> <th style="text-align: center;">Start</th> <th style="text-align: center;">End</th> <th style="text-align: center;">Start</th> <th style="text-align: center;">End</th> <th style="text-align: center;">Start</th> <th style="text-align: center;">End</th> <th style="text-align: center;">Start</th> <th style="text-align: center;">End</th> </tr> </thead> <tbody> <tr><td style="text-align: center;">1.</td><td></td><td></td><td></td><td></td><td></td><td></td><td></td><td></td></tr> <tr><td style="text-align: center;">2.</td><td></td><td></td><td></td><td></td><td></td><td></td><td></td><td></td></tr> <tr><td style="text-align: center;">3.</td><td></td><td></td><td></td><td></td><td></td><td></td><td></td><td></td></tr> <tr><td style="text-align: center;">4.</td><td></td><td></td><td></td><td></td><td></td><td></td><td></td><td></td></tr> <tr><td style="text-align: center;">5.</td><td></td><td></td><td></td><td></td><td></td><td></td><td></td><td></td></tr> <tr><td style="text-align: center;">6.</td><td></td><td></td><td></td><td></td><td></td><td></td><td></td><td></td></tr> <tr><td style="text-align: center;">7.</td><td></td><td></td><td></td><td></td><td></td><td></td><td></td><td></td></tr> <tr><td style="text-align: center;">8.</td><td></td><td></td><td></td><td></td><td></td><td></td><td></td><td></td></tr> <tr><td style="text-align: center;">9.</td><td></td><td></td><td></td><td></td><td></td><td></td><td></td><td></td></tr> <tr><td style="text-align: center;">10.</td><td></td><td></td><td></td><td></td><td></td><td></td><td></td><td></td></tr> </tbody> </table>	Reading		Writing		Maths		Other Measure		GAS Score	Start	End	Start	End	Start	End	Start	End	1.									2.									3.									4.									5.									6.									7.									8.									9.									10.								
Reading		Writing		Maths		Other Measure		GAS Score																																																																																																																																																																																																																
Start	End	Start	End	Start	End	Start	End																																																																																																																																																																																																																	
1.																																																																																																																																																																																																																								
2.																																																																																																																																																																																																																								
3.																																																																																																																																																																																																																								
4.																																																																																																																																																																																																																								
5.																																																																																																																																																																																																																								
6.																																																																																																																																																																																																																								
7.																																																																																																																																																																																																																								
8.																																																																																																																																																																																																																								
9.																																																																																																																																																																																																																								
10.																																																																																																																																																																																																																								
Reading		Writing		Maths		Other Measure		GAS Score																																																																																																																																																																																																																
Start	End	Start	End	Start	End	Start	End																																																																																																																																																																																																																	
1.																																																																																																																																																																																																																								
2.																																																																																																																																																																																																																								
3.																																																																																																																																																																																																																								
4.																																																																																																																																																																																																																								
5.																																																																																																																																																																																																																								
6.																																																																																																																																																																																																																								
7.																																																																																																																																																																																																																								
8.																																																																																																																																																																																																																								
9.																																																																																																																																																																																																																								
10.																																																																																																																																																																																																																								

### 3. PM Pupil Premium Provision Excel -Chart

Pupil Premium Provision



#### 4. PM Pupil Premium Provision Excel -Table

##### Pupil Premium Table

Count of Name		
Name	Provision type	Total
Amelia Kennedy	W2 Additional Literacy Support	1
	W2 Springboard Maths Group	1
Amelia Kennedy Total		2
Herbie Channing	W2 Behaviour Support	1
	W2 TA Support	1
Herbie Channing Total		2
Jade Baker	W2 Additional Literacy Support	1
	W2 Early Literacy Support	1
	W2 Jolly Phonics Group	1
	W2 Nurture Group	1
	W2 Springboard Maths Group	1
	W3 Anger Management	1
Jade Baker Total		6
Jane Abraham	W2 Behaviour Support	1
	W2 Jolly Phonics Group	1
	W2 Springboard Maths Group	1
	W3 Anger Management	1
Jane Abraham Total		4
Jill Basra	W2 Behaviour Support	1
	W2 Learning Mentor Support	1
	W2 Lexia Phonics Group	1
	W2 Nurture Group	1
	W3 Literacy	1
Jill Basra Total		5
Molly Candy	W2 Behaviour Support	1
	W2 Learning Mentor Support	1
	W2 Nurture Group	1
	W3 SENSS	1
Molly Candy Total		4
Scott Wright	W3 Circle of Friends	1
	W3 SaLT	1
Scott Wright Total		2
Sylvia Mugarisanwa	W2 Early Literacy Support	1
	W2 Springboard Maths Group	1
Sylvia Mugarisanwa Total		2
Grand Total		27

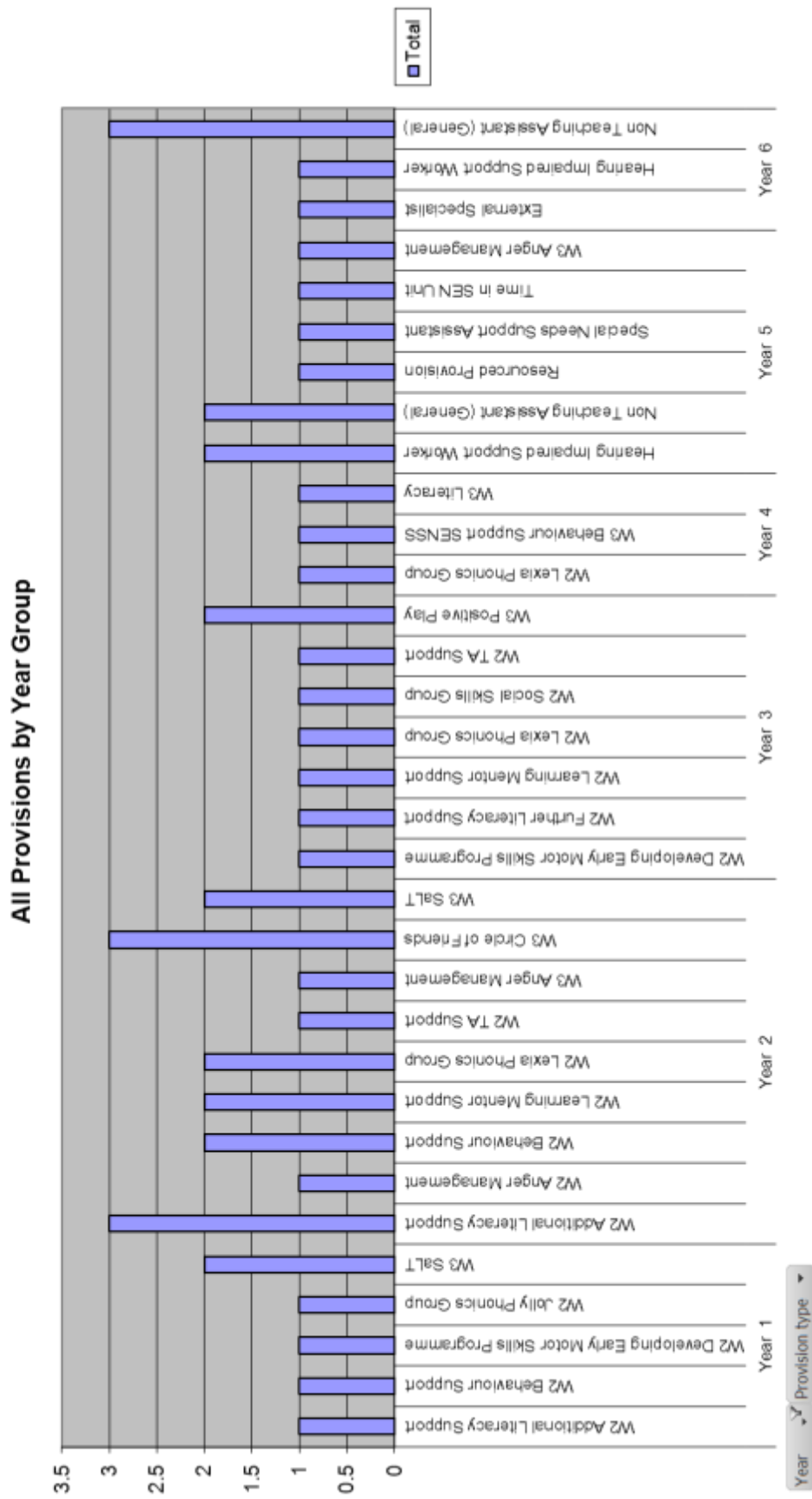
5. PM All Provisions by Year Excel -Table

**All Provisions by Year Group**

Name	(All)
------	-------

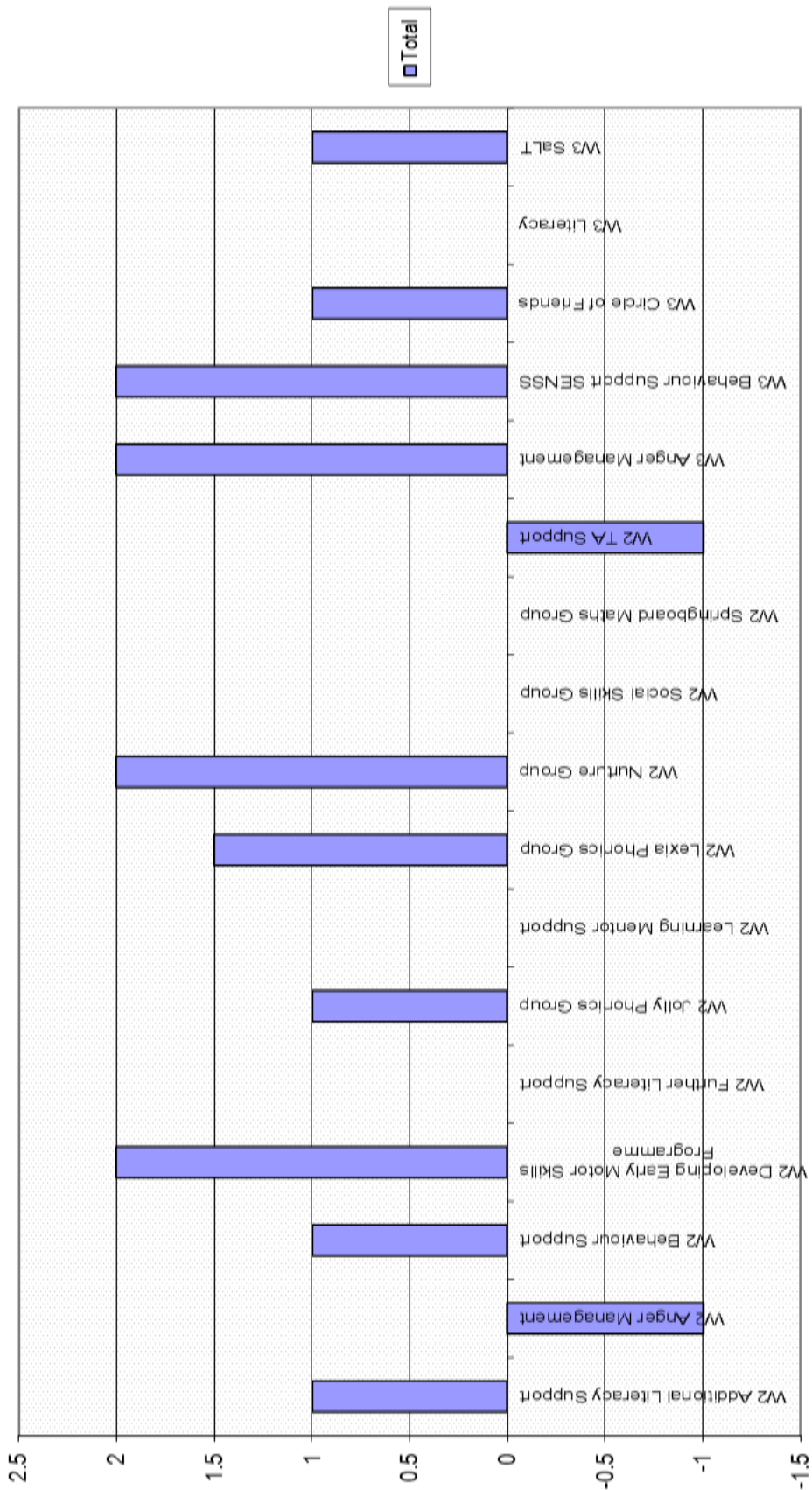
Count of Name		
Year	Provision type	Total
Year 1	W2 Additional Literacy Support	1
	W2 Behaviour Support	1
	W2 Developing Early Motor Skills Programme	1
	W2 Jolly Phonics Group	1
	W3 SaLT	2
Year 1 Total		6
Year 2	W2 Additional Literacy Support	3
	W2 Anger Management	1
	W2 Behaviour Support	2
	W2 Learning Mentor Support	2
	W2 Lexia Phonics Group	2
	W2 TA Support	1
	W3 Anger Management	1
	W3 Circle of Friends	3
W3 SaLT	2	
Year 2 Total		17
Year 3	W2 Developing Early Motor Skills Programme	1
	W2 Further Literacy Support	1
	W2 Learning Mentor Support	1
	W2 Lexia Phonics Group	1
	W2 Social Skills Group	1
	W2 TA Support	1
	W3 Positive Play	2
Year 3 Total		8
Year 4	W2 Lexia Phonics Group	1
	W3 Behaviour Support SENSS	1
	W3 Literacy	1
Year 4 Total		3
Year 5	Hearing Impaired Support Worker	2
	Non Teaching Assistant (General)	2
	Resourced Provision	1
	Special Needs Support Assistant	1
	Time in SEN Unit	1
W3 Anger Management	1	
Year 5 Total		8
Year 6	External Specialist	1
	Hearing Impaired Support Worker	1
	Non Teaching Assistant (General)	3
Year 6 Total		5
Grand Total		47

6. PM All Provisions by Year Excel -Chart



7. PM Evaluation of Provisions Excel- Chart 1

Evaluation of Provisions Jan 2012



Surname ▾

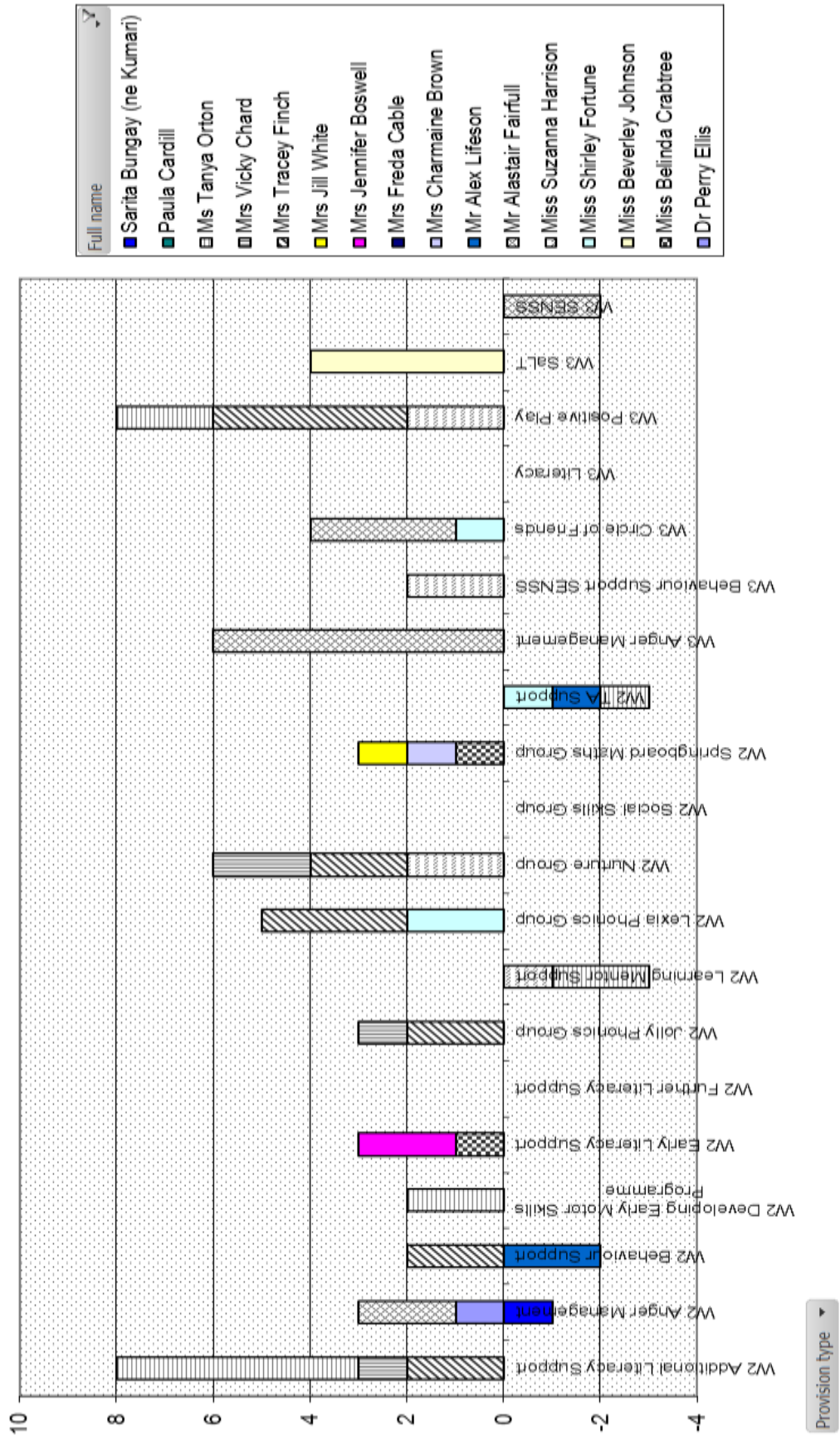
Average of =

Provision type ▾



8. PM Evaluation of Provisions with Lead Names- Excel Chart 2

PM Evaluation by SEN and Lead Names June 2011



9. PM Cost of Provisions by Year 2011-2012 Excel Table

**Cost of Provisions by  
Year 2010-2011**

Sum of Cost of Sessions		
Year	Provision type	Total
Year 1	W2 Behaviour Support	4648
	W2 Springboard Maths Group	1574
	W3 Anger Management	0
Year 1 Total		6222
Year 2	W2 Additional Literacy Support	355
	W2 Early Literacy Support	2135
	W2 Jolly Phonics Group	789
	W2 Nurture Group	11706
	W2 Springboard Maths Group	8125
	W3 Anger Management	0
Year 2 Total		23109
Year 3	W2 Additional Literacy Support	7466
	W2 Developing Early Motor Skills Programme	334
	W2 Springboard Maths Group	11433
	W3 Circle of Friends	0
	W3 Positive Play	189
	W3 SaLT	434
Year 3 Total		19856
Year 4	W2 Behaviour Support	18571
	W2 Learning Mentor Support	918
	W2 Lexia Phonics Group	723
	W2 TA Support	27557
	W3 Anger Management	0
	W3 Circle of Friends	0
	W3 SaLT	424
Year 4 Total		48193
Year 5	W2 Anger Management	0
	W2 Developing Early Motor Skills Programme	156
	W2 Further Literacy Support	905
	W2 Jolly Phonics Group	1184
	W2 Learning Mentor Support	696
	W2 Lexia Phonics Group	1532
	W2 Social Skills Group	0
	W2 TA Support	14393
Year 5 Total		18867
Year 6	W2 Anger Management	0
	W2 Behaviour Support	11839
	W2 Learning Mentor Support	786
	W2 Lexia Phonics Group	1173
	W2 Nurture Group	11839
	W3 Circle of Friends	0
	W3 Literacy	1501
	W3 Positive Play	395
	W3 SENSS	0
Year 6 Total		27533
Grand Total		143780